

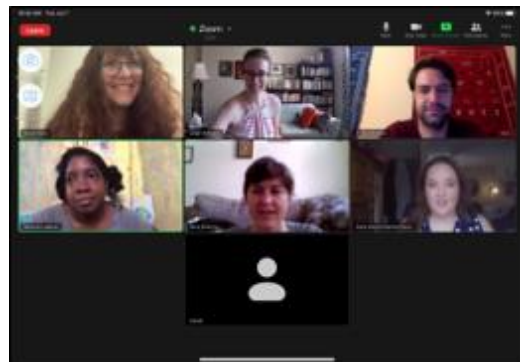
NEW YORK TRANSIT MUSEUM

Social Narrative for a Virtual Program



The New York Transit Museum is excited to have us join a virtual program. During the online program, I'll see people I already know, and I'll also see adult Educators who work for the Museum. The Educators who work for the Museum will be at their homes. No one will be at the Museum.

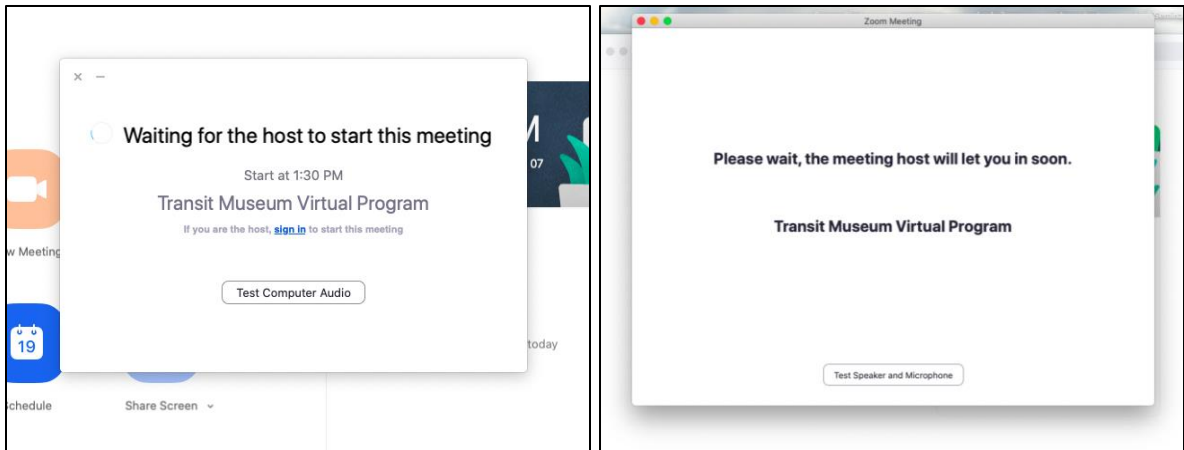
If we're using Zoom for the program, I can log on to the Zoom meeting with a computer, phone, or tablet.



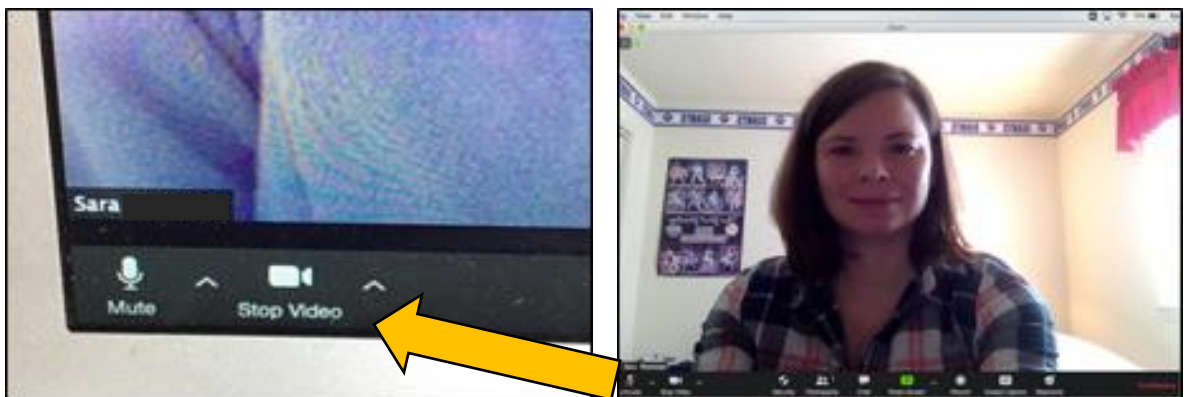
This is what it might look like to see other people from the Transit Museum on Zoom if I'm using a computer or a tablet.

When the program starts, I will be ready. There are a few things we need to know to be ready. First, we'll log on to Zoom a few minutes early before the program is scheduled to begin and make sure everything is working okay. If I need help, I can ask someone I live with or I can call a friend or a teacher.

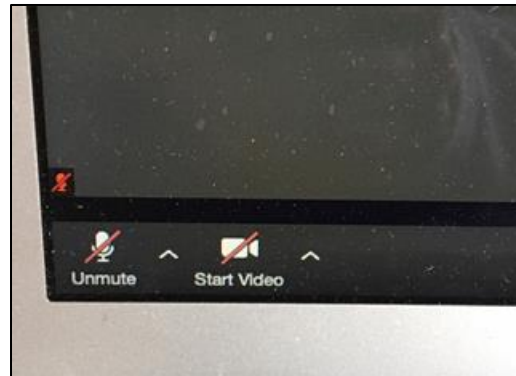
When I first log on, I may see a message asking me to wait. That's okay. I can wait until the Museum Educators are ready to begin and start the program.



When the Museum Educators are ready, they'll start the Zoom meeting. To make sure everything is working okay, we'll check that our sound speaker, microphone, and video are on.







If I don't want to have my camera on and be seen on screen, it is okay to have my video turned off. I can still be a part of the program.




One of the first things we'll do when the program starts is go over expectations, or what the Museum Educators would like all of us to do together.

The first thing to remember during our virtual program is that only **one voice** can speak at a time, so we can all hear each other. We'll take turns speaking. The Educators will help by saying whose turn it is to talk and by encouraging us to turn our microphones off and on, or mute and unmute.

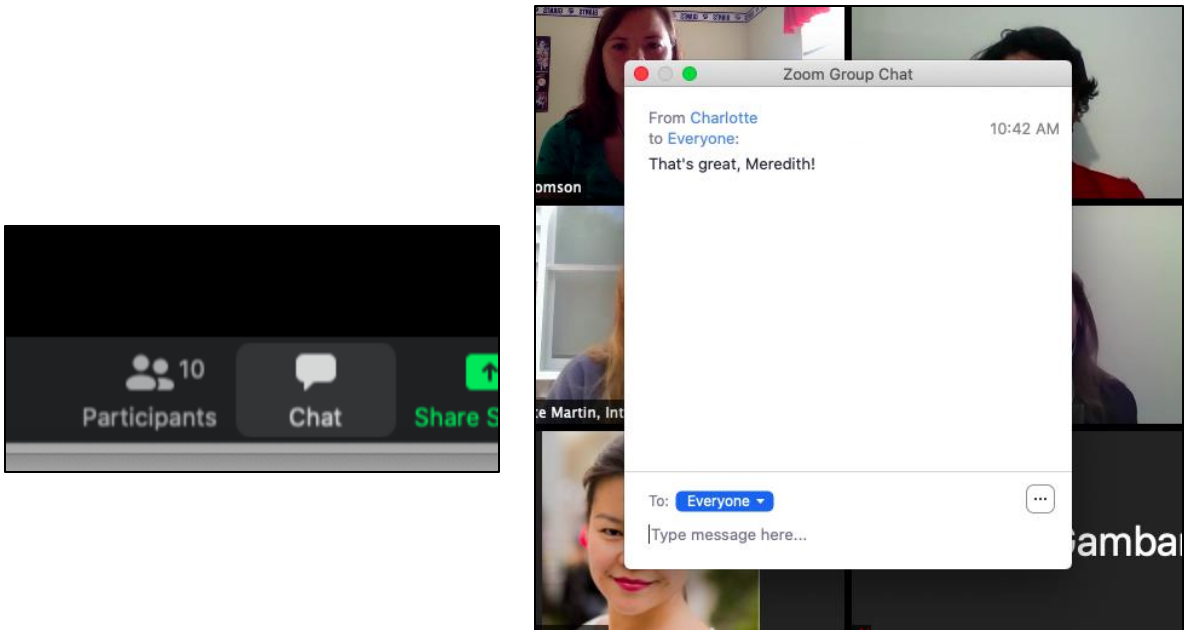
EXPECTATIONS

- **One voice** 
- **Raise hands** 
- **Stay focused** 
- **Have fun** 

I can always **raise my hand** if I want a turn to talk, and the Educators will see me on camera and tell me when it's my turn. I can also use the "raise hand" feature in Zoom if I know how.



We can also share our thoughts by typing in the Chat. I can click on Chat at the bottom of my computer screen or find it when I click "More" on another device, and a window will open where I can type, and I can read what other people wrote.




We will **stay focused** and stay in front of the camera the whole time, so everyone can see us on our screens if we have our videos turned on. If I want my camera and video off, then I will still stay focused in front of my screen.

This is what a Museum Educator looks like when she is staying in front of her computer camera and can be seen on the screen.



We will **have fun** together, too. The Educators will go over our schedule for our time together. One thing we'll do together during the program is we will virtually visit the Museum's subway platform using [Google Maps](#). We'll see pictures from the Museum collection. We may do an activity together. We'll share new ideas and listen to both the Museum Educators and the other people in our Zoom meeting.



The Educators may share their screens, or show pictures to everyone together on their screens. We'll watch our screens, and we may not be able to see everyone's faces during those times.



The Museum Educators will let us know when our program is ending. There may be time to ask a few questions. The Educators might give me some new ideas for activities to try at home. Then the Museum Educators will say goodbye and leave the Zoom meeting, and the program will be over.

The Transit Museum is excited for our virtual program together!